

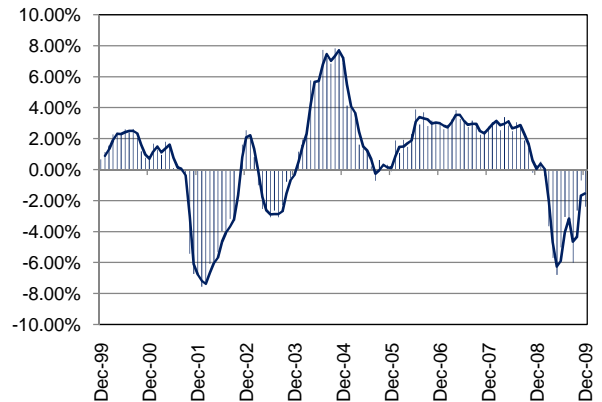
TEXAS INDUSTRY PROFILE

Accommodation
NAICS 721 (Private Industry Only)

Industry Description

Industries in the Accommodation subsector provide lodging or short-term accommodations for travelers, vacationers, and others. There is a wide range of establishments in these industries. Some provide lodging only; while others provide meals, laundry, and recreational facilities, as well as lodging. Lodging establishments are classified in this subsector even if the provision of complementary services generates more revenue. The type of complementary services provided vary from establishment to establishment. *NAICS 7211(Traveler Accommodation) 7212 (RV Parks and Recreational Camps) 7213 (Rooming and Boarding Homes).

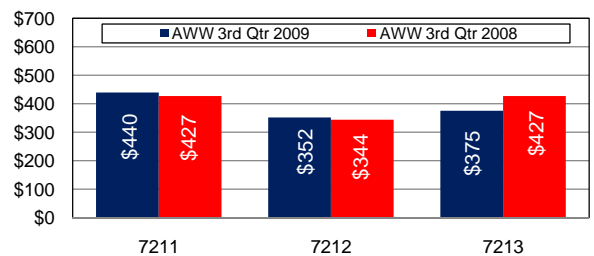
Total Nonagricultural Annual Employment Growth Rate 1999-2009



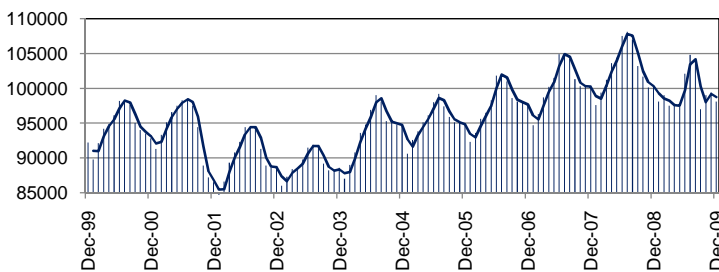
Size Class Data for Accommodation

| Size Class | Units | Employment | % of NAICS |
|-------------------|--------------|----------------|---------------|
| 0-4 employees | 1505 | 3260 | 3.2% |
| 5-9 employees | 764 | 5334 | 5.3% |
| 10-19 employees | 923 | 13329 | 13.2% |
| 20-49 employees | 455 | 12844 | 12.7% |
| 50-99 employees | 91 | 6589 | 6.5% |
| 100-249 employees | 100 | 16135 | 15.9% |
| 250-499 employees | 28 | 9745 | 9.6% |
| 500+ employees | 27 | 33946 | 33.5% |
| Total | 3,893 | 101,182 | 100.0% |

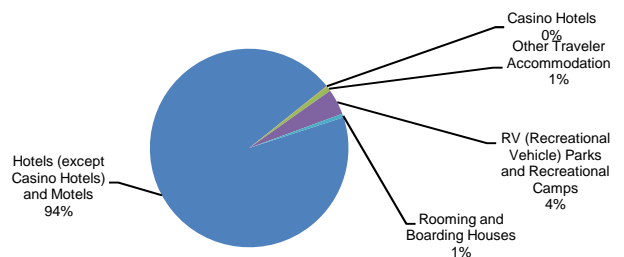
Average Weekly Wage



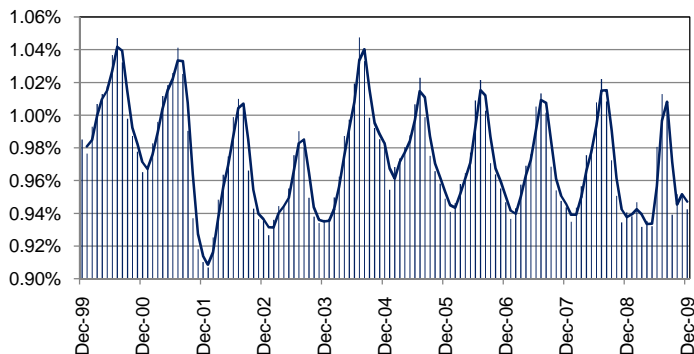
Total Nonagricultural Employment Levels for Accommodation



Component Breakout 3rd Quarter 2009



Percentage of Accommodation in TX Nonagricultural Employment



Historical Covered Employment for Accommodation 3rd Qtr

| NAICS* | 2009 | 2008 | Numerical | Percent |
|--------|--------|---------|-----------|---------|
| 7139 | 71,656 | 71,224 | 432 | 0.6% |
| 7211 | 96,637 | 101,304 | -4,667 | -4.6% |
| 7212 | 4,265 | 4,479 | -214 | -4.8% |