

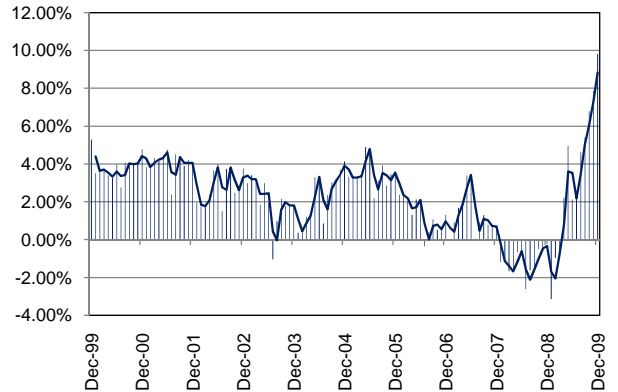
TEXAS INDUSTRY PROFILE

Social Assistance
NAICS 624 (Private Industry Only)

Industry Description

Industries in the Social Assistance subsector provide a wide variety of social assistance services directly to their clients. These services do not include residential or accommodation services, except on a short stay basis. *NAICS 6241 (Individual and Family Services) 6242 (Community Food and Housing, and Emergency and Other Relief Services) 6243 (Vocational Rehabilitation Services) 6244 (Child Day Care Services).

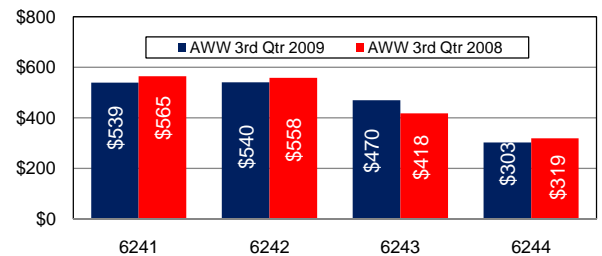
Total Nonagricultural Annual Employment Growth Rate 1999-2009



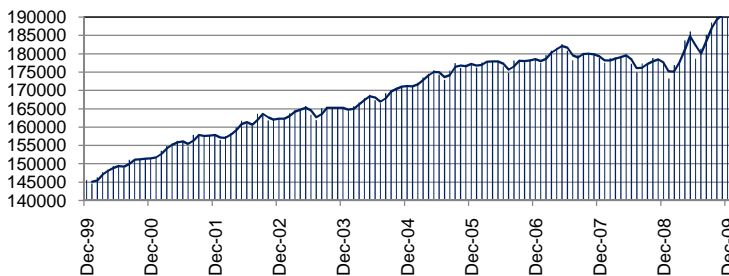
Size Class Data for Social Assistance

Size Class	Units	Employment	% of NAICS
0-4 employees	1989	4148	3.1%
5-9 employees	1397	9581	7.1%
10-19 employees	1494	20252	15.0%
20-49 employees	1085	31838	23.5%
50-99 employees	250	16862	12.5%
100-249 employees	123	18699	13.8%
250-499 employees	33	11703	8.6%
500+ employees	24	22325	16.5%
Total	6,395	135,408	100.0%

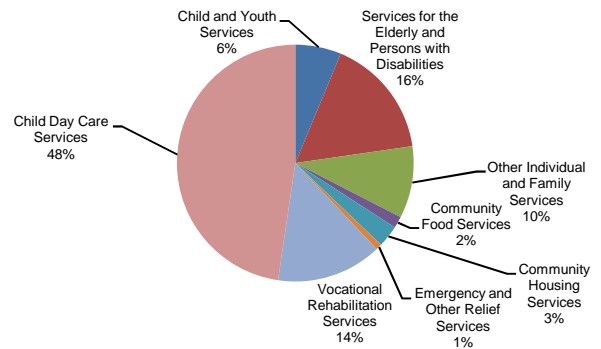
Average Weekly Wage



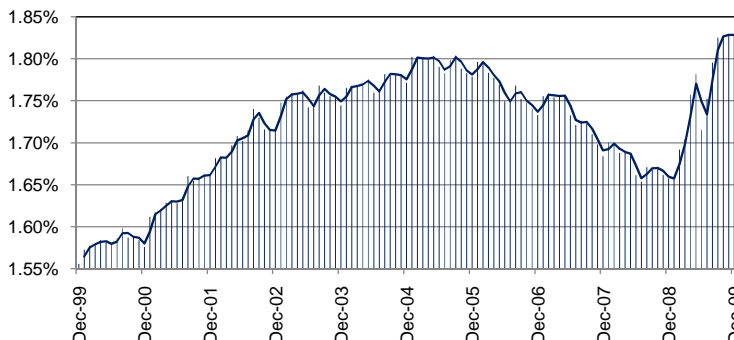
Total Nonagricultural Employment Levels for Social Assistance



Component Breakout 3rd Quarter 2009



Percentage of Social Assistance in TX Nonagricultural Employment



Historical Covered Employment for Social Assistance 3rd Qtr

NAICS*	2009	2008	Numerical	Percent
6239	7683	7,529	154	2.0%
6241	44148	42,548	1,600	3.8%
6242	7323	6,916	407	5.9%
6243	19477	14,469	5,008	34.6%