

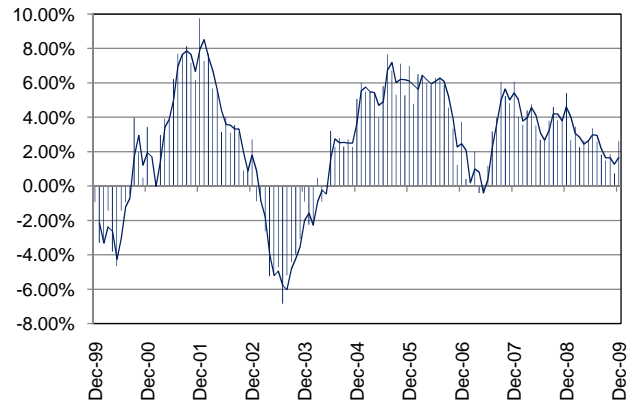
TEXAS INDUSTRY PROFILE

Waste Management and Remediation Services
NAICS 562 (Private Industry Only)

Industry Description

Industries in the Waste Management and Remediation Services subsector group establishments engaged in the collection, treatment, and disposal of waste materials. This includes establishments engaged in local hauling of waste materials; operating materials recovery facilities (i.e., those that sort recyclable materials from the trash stream); providing remediation services (i.e., those that provide for the cleanup of contaminated buildings, mine sites, soil, or ground water); and providing septic pumping and other miscellaneous waste management services. There are three industry groups within the subsector that separate these activities into waste collection, waste treatment and disposal, and remediation and other waste management. *NAICS 5621 (Waste Collection) 5622 (Waste Treatment and Disposal) 5629 (Remediation and Other Waste Management Services).

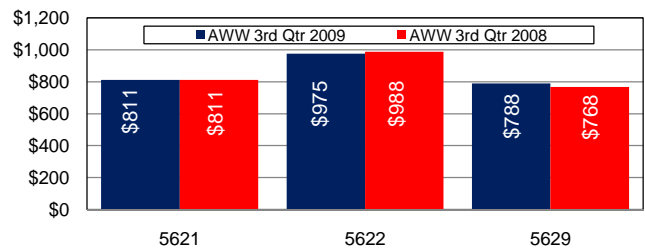
Total Nonagricultural Annual Employment Growth Rate 1999-2009



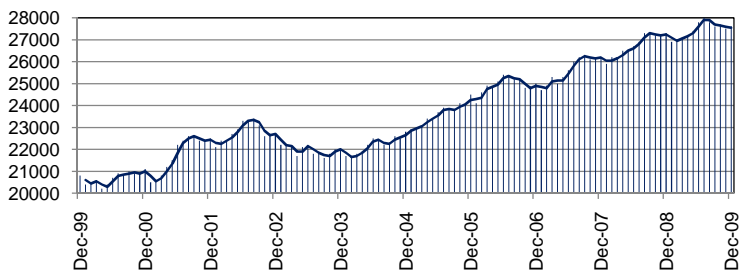
Size Class Data for Waste Management and Remediation Services

Size Class	Units	Employment	% of NAICS
0-4 employees	596	1169	7.6%
5-9 employees	213	1392	9.1%
10-19 employees	147	2089	13.6%
20-49 employees	119	3699	24.2%
50-99 employees	43	2977	19.4%
100-249 employees	25	3986	26.0%
250-499 employees	N/A	N/A	N/A
500+ employees	N/A	N/A	N/A
Total	1,143	15,312	100.0%

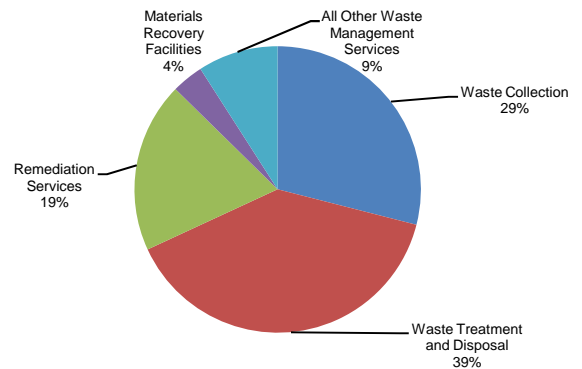
Average Weekly Wage



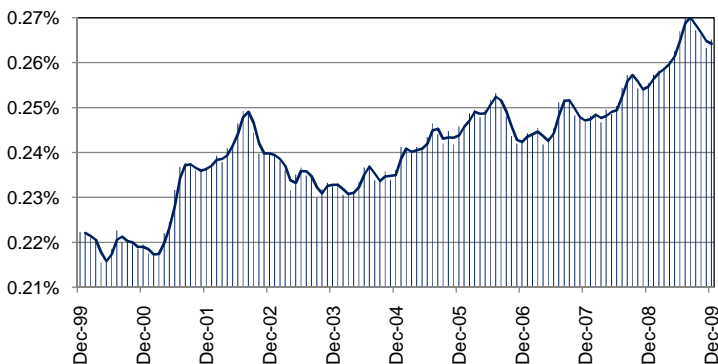
Total Nonagricultural Employment Levels for Waste Management and Remediation Services



Component Breakout 3rd Quarter 2009



Percentage of Waste Management and Remediation Services in TX Nonagricultural Employment



Historical Covered Employment for Waste Management and Remediation Services 3rd Qtr

NAICS*	2009	2008	Numerical	Percent
5619	14497	15,031	-534	-3.6%
5621	7232	7,756	-524	-6.8%
5622	9803	10,194	-391	-3.8%