

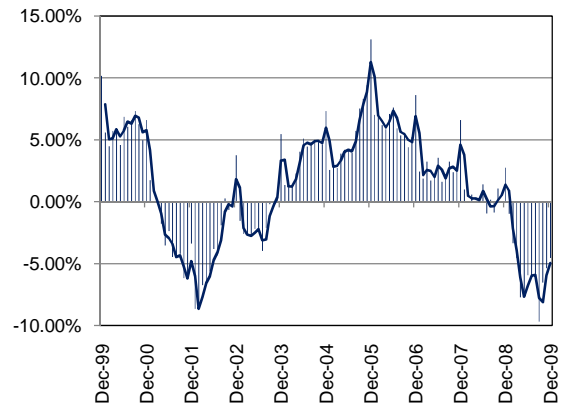
TEXAS INDUSTRY PROFILE

Administrative and Support Services
NAICS 561 (Private Industry Only)

Industry Description

Industries in the Administrative and Support Services subsector group establishments engaged in activities that support the day-to-day operations of other organizations. The processes employed in this sector (e.g., general management, personnel administration, clerical activities, cleaning activities) are often integral parts of the activities of establishments found in all sectors of the economy. The establishments classified in this subsector have specialized in one or more of these activities and can, therefore, provide services to clients in a variety of industries and, in some cases, to households. *NAICS 5611 (Office Administrative Services) 5612 (Facilities Support Services) 5613 (Employment Services) 5614 (Business Support Services) 5615 (Travel Arrangement and Reservation Services) 5616 (Investigation and Security Services) 5617 (Services to Buildings and Dwellings) 5619 (Other Support Services).

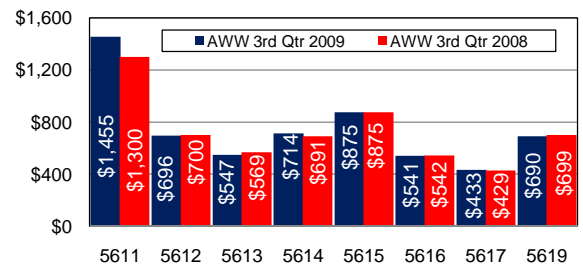
Total Nonagricultural Annual Employment Growth Rate 1999-2009



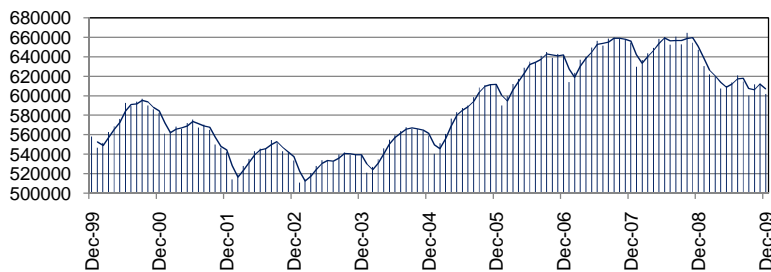
Size Class Data for Administrative and Support Services

Size Class	Units	Employment	% of NAICS
0-4 employees	11892	18848	15.8%
5-9 employees	1891	12039	10.1%
10-19 employees	847	11183	9.3%
20-49 employees	477	14728	12.3%
50-99 employees	184	12522	10.5%
100-249 employees	128	20055	16.8%
250-499 employees	33	10881	9.1%
500+ employees	24	19378	16.2%
Total	15,476	119,634	100.0%

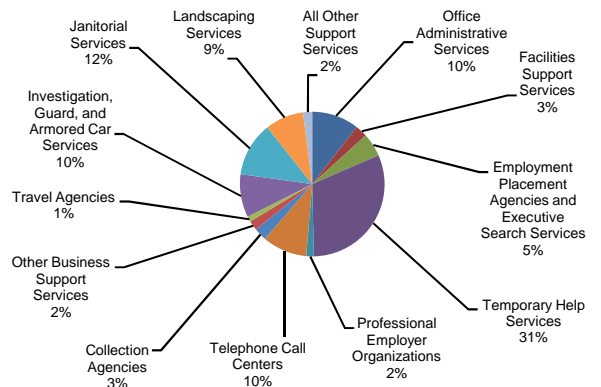
Average Weekly Wage



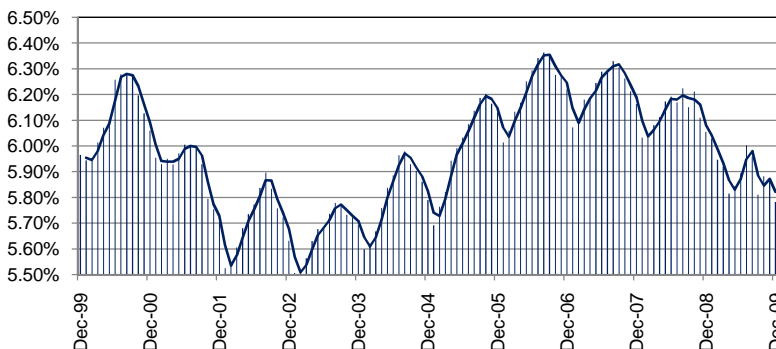
Total Nonagricultural Employment Levels for Administrative and Support Services



Component Breakout 3rd Quarter 2009



Percentage of Administrative and Support Services in TX Nonagricultural Employment



Historical Covered Employment for Administrative and Support Services 3rd Qtr

NAICS*	2009	2008	Numerical	Percent
5511	75835	75,190	645	0.9%
5611	56351	55,546	805	1.4%
5612	14320	14,137	183	1.3%
5613	201976	262,611	-60,635	-23.1%
5614	92176	95,792	-3,616	-3.8%
5615	12288	13,676	-1,388	-10.1%
5616	63907	64,503	-596	-0.9%
5617	130332	133,608	-3,276	-2.5%