

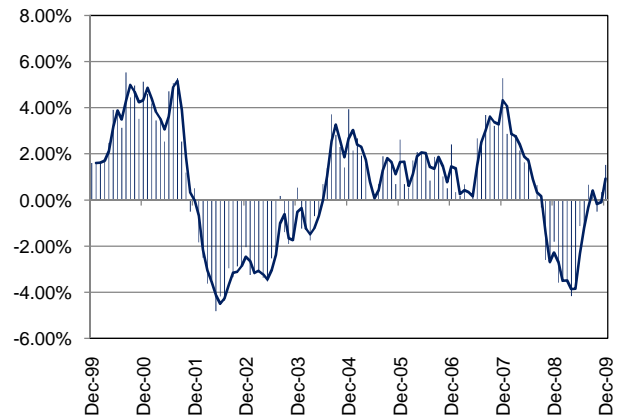
TEXAS INDUSTRY PROFILE

Rental and Leasing Services
NAICS 532 (Private Industry Only)

Industry Description

Industries in the Rental and Leasing Services subsector include establishments that provide a wide array of tangible goods, such as automobiles, computers, consumer goods, and industrial machinery and equipment, to customers in return for a periodic rental or lease payment. The subsector includes two main types of establishments: (1) those that are engaged in renting consumer goods and equipment and (2) those that are engaged in leasing machinery and equipment often used for business operations. *NAICS 5321 (Automotive Equipment Rental and Leasing) 5322 (Consumer Goods Rental) 5323 (General Rental Centers) 5324 (Commercial and Industrial Machinery and Equipment Rental and Leasing).

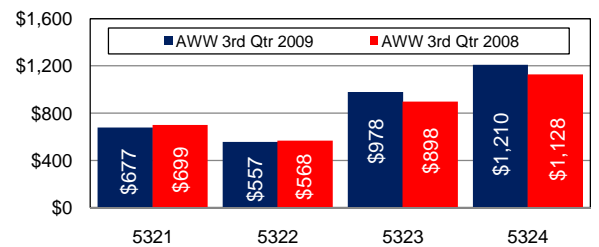
Total Nonagricultural Annual Employment Growth Rate 1999-2009



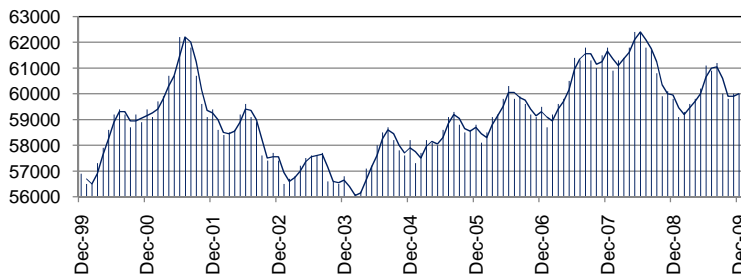
Size Class Data for Rental and Leasing Services

Size Class	Units	Employment	% of NAICS
0-4 employees	1404	2829	5.3%
5-9 employees	468	3049	5.7%
10-19 employees	315	4245	7.9%
20-49 employees	217	6428	12.0%
50-99 employees	84	5721	10.7%
100-249 employees	37	5683	10.6%
250-499 employees	19	6695	12.5%
500+ employees	13	19032	35.5%
Total	2,557	53,682	100.0%

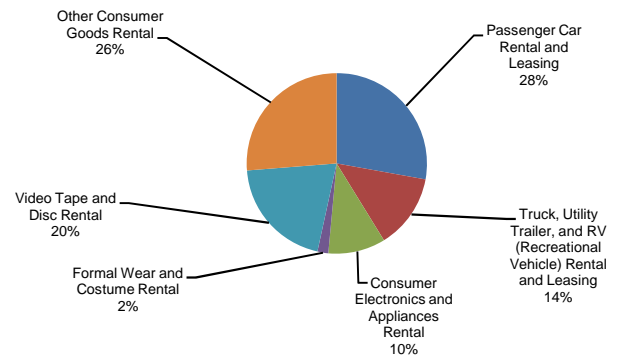
Average Weekly Wage



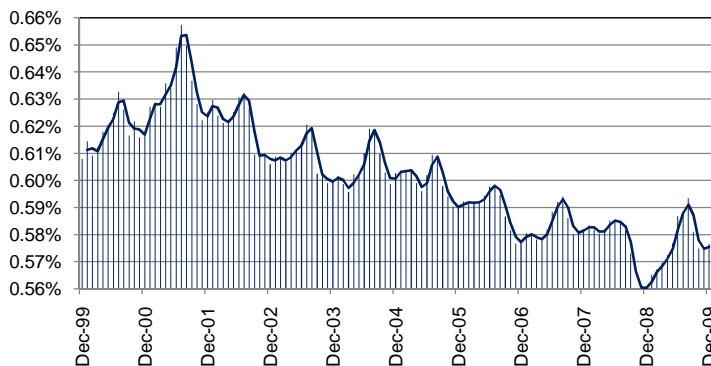
Total Nonagricultural Employment Levels for Rental and Leasing Services



Component Breakout 3rd Quarter 2009



Percentage of Rental and Leasing Services in TX Nonagricultural Employment



Historical Covered Employment for Rental and Leasing Services 3rd Qtr

NAICS*	2009	2008	Numerical	Percent
5313	38885	38,617	268	0.7%
5321	14472	17,457	-2,985	-17.1%
5322	20555	22,017	-1,462	-6.6%
5323	4634	5,497	-863	-15.7%