

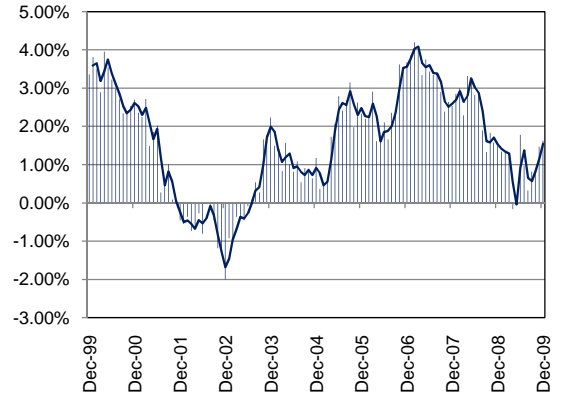
TEXAS INDUSTRY PROFILE

Real Estate
NAICS 531 (Private Industry Only)

Industry Description

Industries in the Real Estate subsector group establishments that are primarily engaged in renting or leasing real estate to others; managing real estate for others; selling, buying, or renting real estate for others; and providing other real estate related services, such as appraisal services. Establishments primarily engaged in subdividing and developing unimproved real estate and constructing buildings for sale are classified in Subsector 236, Construction of Buildings. Establishments primarily engaged in subdividing and improving raw land for subsequent sale to builders are classified in Subsector 237, Heavy and Civil Engineering Construction. *NAICS 5311(Lessors of Real Estate) 5312 (Offices of Real Estate Agents and Brokers) 5313 (Activities Related to Real Estate).

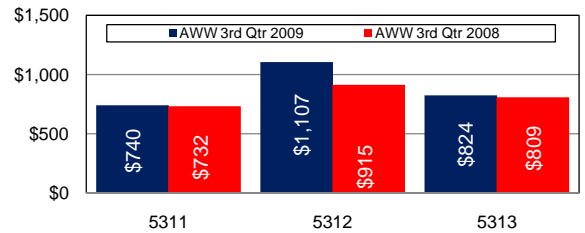
Total Nonagricultural Annual Employment Growth Rate 1999-2009



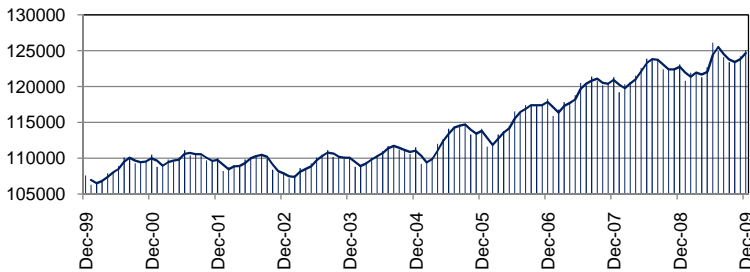
Size Class Data for Real Estate

Size Class	Units	Employment	% of NAICS
0-4 employees	11892	18848	15.8%
5-9 employees	1891	12039	10.1%
10-19 employees	847	11183	9.3%
20-49 employees	477	14728	12.3%
50-99 employees	184	12522	10.5%
100-249 employees	128	20055	16.8%
250-499 employees	33	10881	9.1%
500+ employees	24	19378	16.2%
Total	15,476	119,634	100.0%

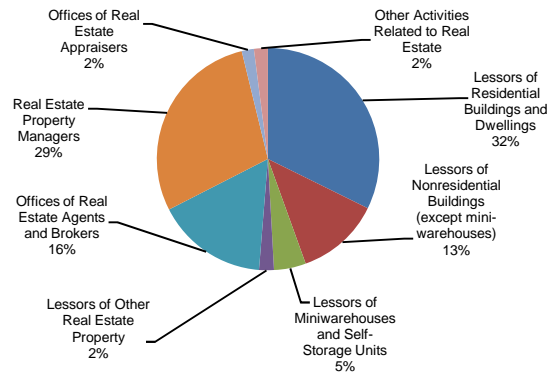
Average Weekly Wage



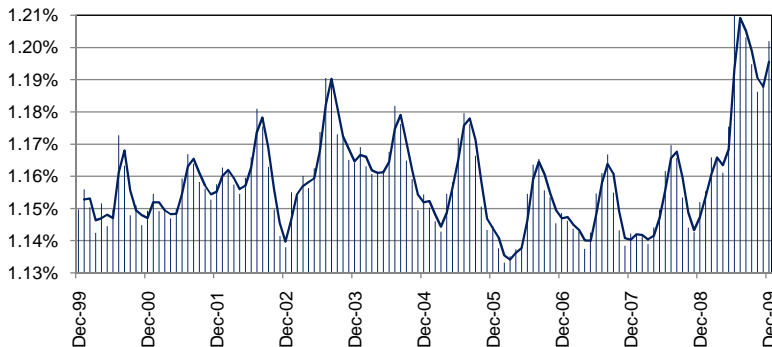
Total Nonagricultural Employment Levels for Real Estate



Component Breakout 3rd Quarter 2009



Percentage of Real Estate in TX Nonagricultural Employment



Historical Covered Employment for Real Estate 3rd Qtr

NAICS*	2009	2008	Numerical	Percent
5259	4,072	4,620	-548	-11.9%
5311	61,435	62,438	-1,003	-1.6%
5312	19,377	21,759	-2,382	-10.9%