

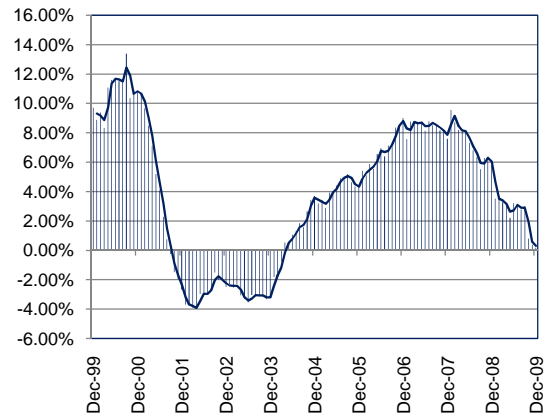
TEXAS INDUSTRY PROFILE

Securities, Commodities Contracts, and Other Financial Investments and Related Activities
NAICS 523 (Private Industry Only)

Industry Description

Industries in the Securities, Commodity Contracts, and Other Financial Investments and Related Activities subsector group establishments that are primarily engaged in one of the following: (1) underwriting securities issues and/or making markets for securities and commodities; (2) acting as agents (i.e., brokers) between buyers and sellers of securities and commodities; (3) providing securities and commodity exchange services; and (4) providing other services, such as managing portfolios of assets; providing investment advice; and trust, fiduciary, and custody services. *NAICS 5231 (Securities and Commodity Contracts Intermediation and Brokerage) 5232 (Securities and Commodity Exchanges) 5239 (Other Financial Investment Activities).

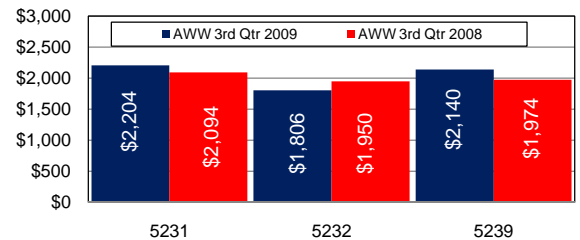
Total Nonagricultural Annual Employment Growth Rate 1999-2009



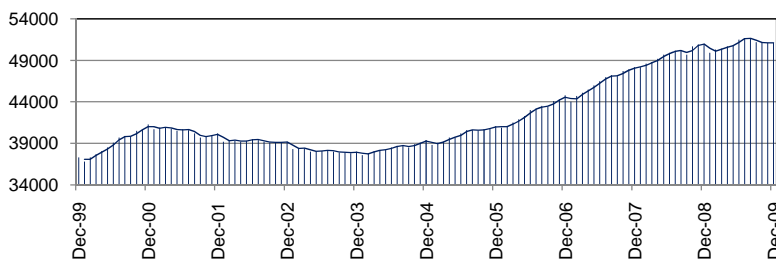
Size Class Data for NAICS 523

Size Class	Units	Employment	% of NAICS
0-4 employees	3689	5442	11.4%
5-9 employees	513	3336	7.0%
10-19 employees	243	3226	6.8%
20-49 employees	145	4430	9.3%
50-99 employees	52	3547	7.4%
100-249 employees	42	6250	13.1%
250-499 employees	14	5157	10.8%
500+ employees	15	16359	34.3%
Total	4,713	47,747	100.0%

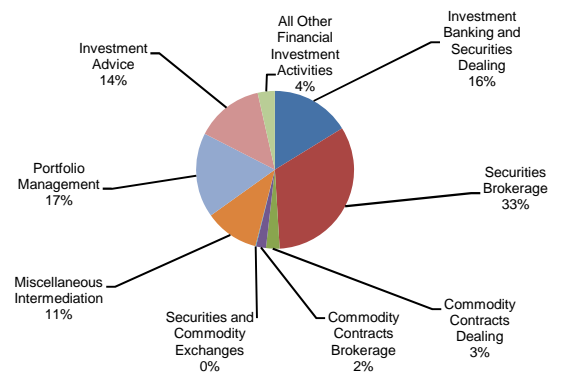
Average Weekly Wage



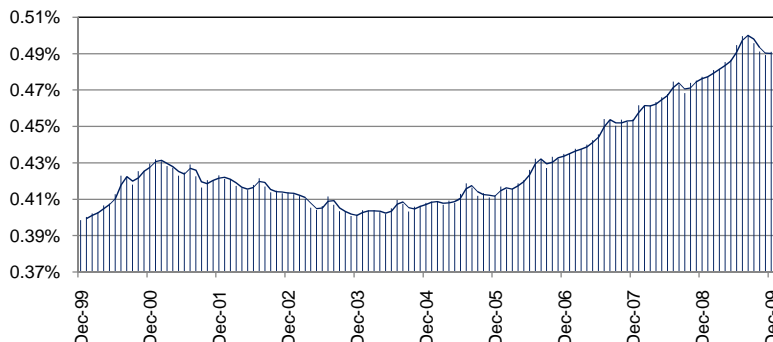
Total Nonagricultural Employment Levels for NAICS 523



Component Breakout 3rd Quarter 2009



Percentage of NAICS 523 Extraction in TX Nonagricultural Employment



Historical Covered Employment for NAICS 523

NAICS*	3rd Qtr		Numerical	Percent
	2009	2008		
5223	19,242	18,911	331	1.8%
5231	25,752	27,670	-1,918	-6.9%
5232	38	32	6	18.8%