

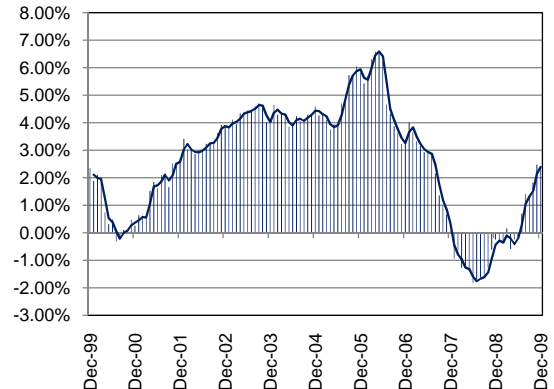
TEXAS INDUSTRY PROFILE

Credit Intermediation and Related Activities
NAICS 522 (Private Industry Only)

Industry Description

Industries in the Credit Intermediation and Related Activities subsector group establishments that (1) lend funds raised from depositors; (2) lend funds raised from credit market borrowing; or (3) facilitate the lending of funds or issuance of credit by engaging in such activities as mortgage and loan brokerage, clearinghouse and reserve services, and check cashing services. *NAICS 5221 (Depository Credit Intermediation) 5222 (Nondepository Credit Intermediation) 5223 (Activities Related to Credit Intermediation).

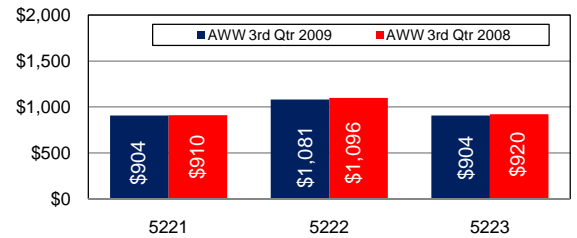
Total Nonagricultural Annual Employment Growth Rate 1999-2009



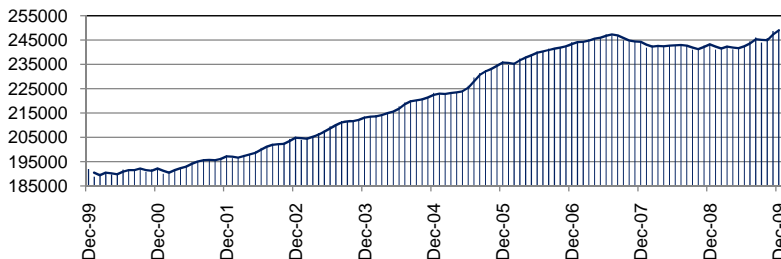
Size Class Data for Credit Intermediation and Related Activities

Size Class	Units	Employment	% of NAICS
0-4 employees	2314	4178	1.8%
5-9 employees	621	4076	1.7%
10-19 employees	484	6676	2.8%
20-49 employees	489	15485	6.6%
50-99 employees	240	16983	7.2%
100-249 employees	186	29237	12.4%
250-499 employees	50	16784	7.1%
500+ employees	77	142465	60.4%
Total	4,461	235,884	100.0%

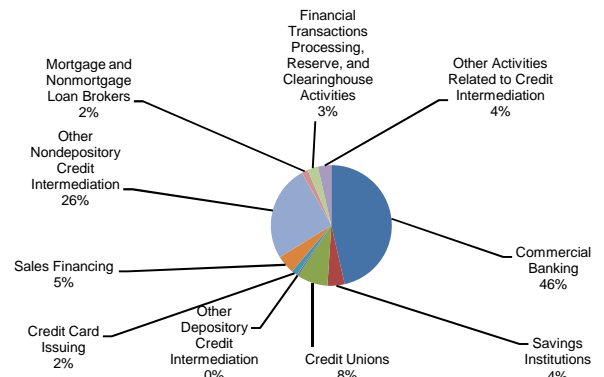
Average Weekly Wage



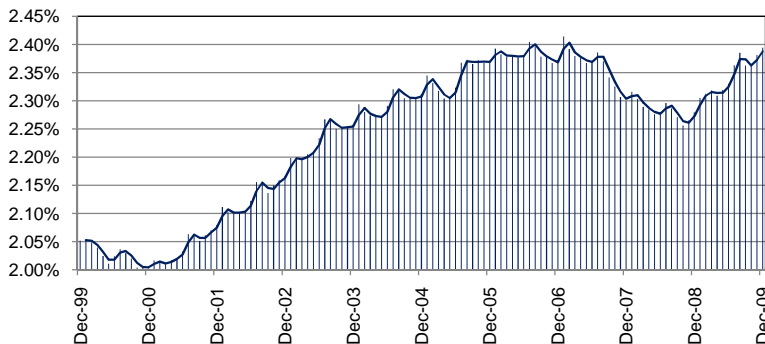
Total Nonagricultural Employment Levels for Credit Intermediation and Related Activities



Component Breakout 3rd Quarter 2009



Percentage of Credit Intermediation and Related Activities in TX Nonagricultural Employment



Historical Covered Employment for Credit Intermediation and Related Activities 3rd Qtr

NAICS*	2009	2008	Numerical	Percent
5211	1,829	1,891	-62	-3.3%
5221	140,728	144,376	-3,648	-2.5%
5222	75,916	78,583	-2,667	-3.4%