

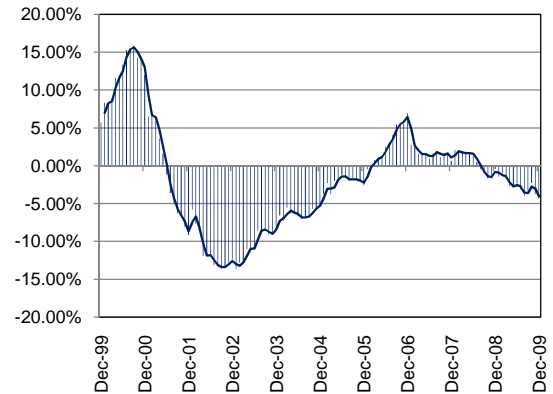
TEXAS INDUSTRY PROFILE

Telecommunications
NAICS 517 (Private Industry Only)

Industry Description

Industries in the Telecommunications subsector include establishments providing communications and the services related to that activity. The Telecommunications subsector is primarily engaged in operating, maintaining, and/or providing access to facilities for the transmission of voice, data, text, sound, cable programming, and full motion picture video. A transmission facility may be based on a single technology or a combination of technologies. *NAICS 5171 (Wired Telecommunications Carriers) 5172 (Wireless Telecommunications Carriers (except Satellite)) 5174 (Satellite Telecommunications) 5179 (Other Telecommunications).

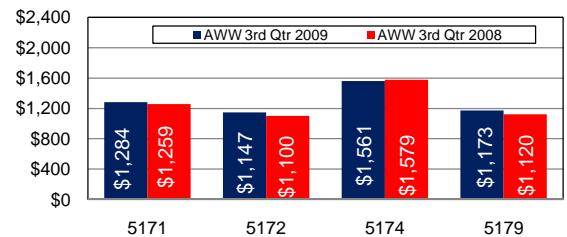
Total Nonagricultural Annual Employment Growth Rate 1999-2009



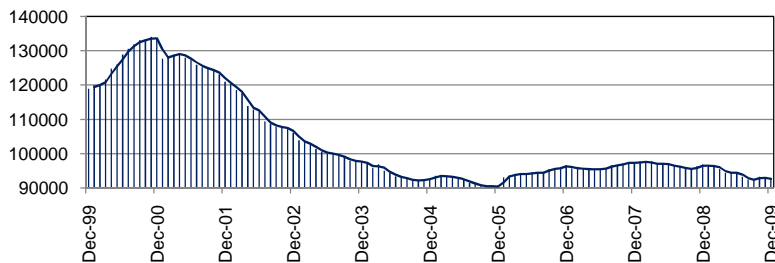
Size Class Data for Telecommunications

Size Class	Units	Employment	% of NAICS
0-4 employees	673	1176	1.3%
5-9 employees	174	1147	1.2%
10-19 employees	151	2073	2.3%
20-49 employees	116	3814	4.2%
50-99 employees	47	3442	3.7%
100-249 employees	36	5584	6.1%
250-499 employees	16	5278	5.7%
500+ employees	26	69351	75.5%
Total	1,239	91,865	100.0%

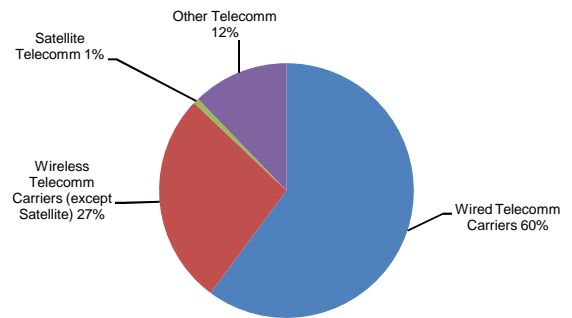
Average Weekly Wage



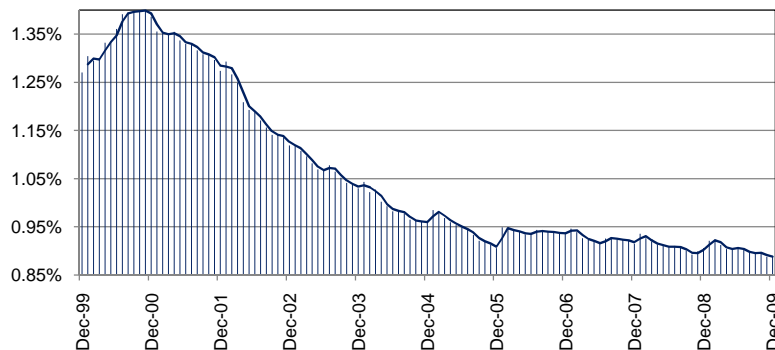
Total Nonagricultural Employment Levels for Telecommunications



Component Breakout 3rd Quarter 2009



Percentage of Telecommunications in TX Nonagricultural Employment



Historical Covered Employment for Telecommunications 3rd Qtr

NAICS*	2009	2008	Numerical	Percent
5152	6,798	6,944	-146	-2.1%
5171	55,232	58,554	-3,322	-5.7%
5172	24,762	25,024	-262	-1.0%
5174	643	482	161	33.4%