

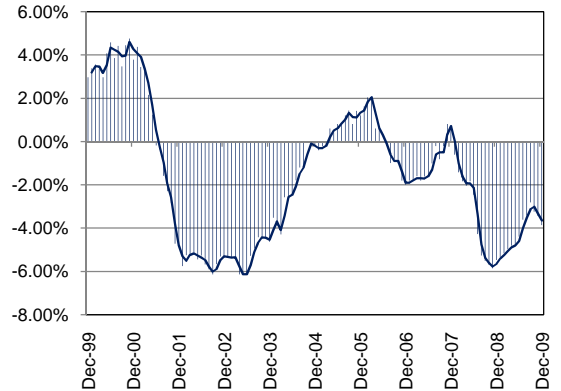
TEXAS INDUSTRY PROFILE

Publishing Industries (Except Internet)
NAICS 511 (Private Industry Only)

Industry Description

Industries in the Publishing Industries subsector group comprises establishments engaged in the publishing of newspapers, magazines, other periodicals, and books, as well as database and software publishing. In general, publishers issue copies of works for which they usually possess copyright. Works may be in one or more formats including traditional print form, CD-ROM, or on-line. Publishers may publish works originally created by others for which they have obtained the rights and/or works that they have created in-house. Software publishing is included here because the activity, creation of a copyrighted product and bringing it to market, is equivalent to the creation process for other types of intellectual products. *NAICS 5111 (Newspaper, Periodical, Book, and Directory Publishers) 5112 (Software Publishers).

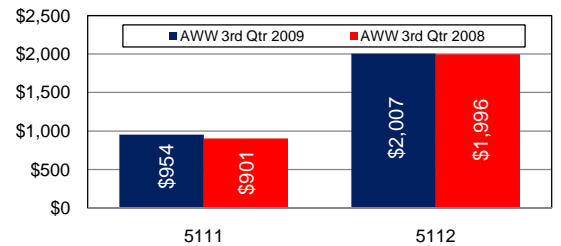
Total Nonagricultural Annual Employment Growth Rate 1999-2009



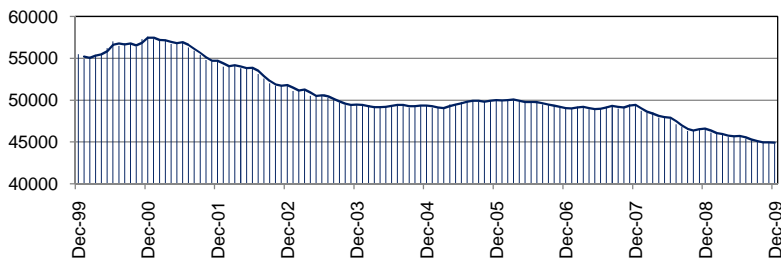
Size Class Data for Publishing Industries (Except Internet)

Size Class	Units	Employment	% of NAICS
0-4 employees	1084	1844	6.1%
5-9 employees	315	2090	7.0%
10-19 employees	202	2709	9.0%
20-49 employees	181	5485	18.3%
50-99 employees	79	5306	17.7%
100-249 employees	45	6584	21.9%
250-499 employees	17	6030	20.1%
500+ employees	N/A	N/A	N/A
Total	1,923	30,048	100.0%

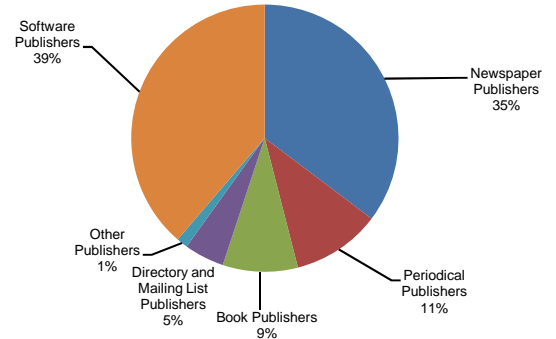
Average Weekly Wage



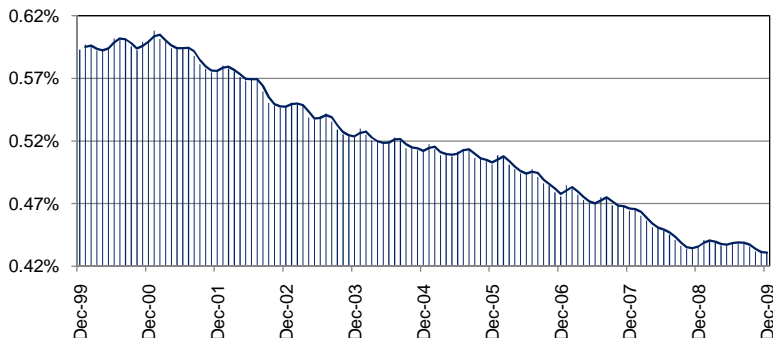
Total Nonagricultural Employment Levels for Publishing Industries (Except Internet)



Component Breakout 3rd Quarter 2009



Percentage of Publishing Industries (Except Internet) in TX Nonagricultural Employment



Historical Covered Employment for Publishing Industries (Except Internet) 3rd Qtr

NAICS*	2009	2008	Numerical	Percent
4931	46,999	47,888	-889	-1.9%
5111	26,030	29,266	-3,236	-11.1%