

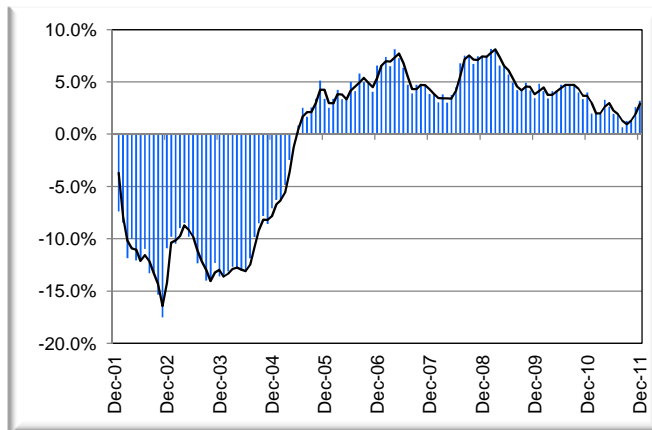
TEXAS INDUSTRY PROFILE

Pipeline Transportation NAICS 486 (Private Industry Only)

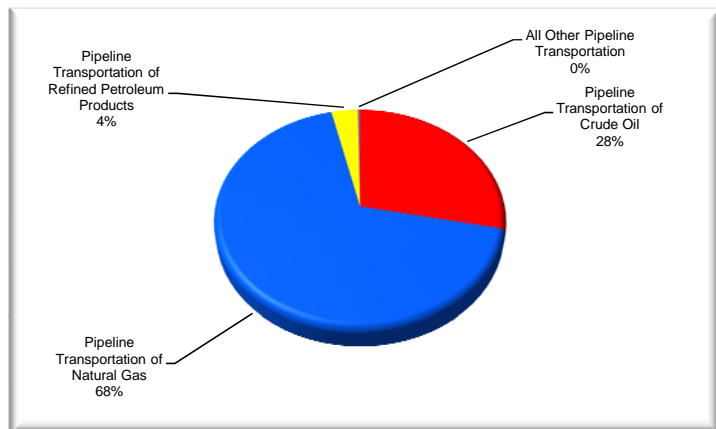
Industry Description

Industries in the Pipeline Transportation subsector use transmission pipelines to transport products, such as crude oil, natural gas, refined petroleum products, and slurry. Industries are identified based on the products transported (i.e., pipeline transportation of crude oil, natural gas, refined petroleum products, and other products). The Pipeline Transportation of Natural Gas industry includes the storage of natural gas because the storage is usually done by the pipeline establishment and because a pipeline is inherently a network in which all the nodes are interdependent. *NAICS 4861 (Pipeline Transportation of Crude Oil) 4862 (Pipeline Transportation of Natural Gas) 4869 (Other Pipeline Transportation).

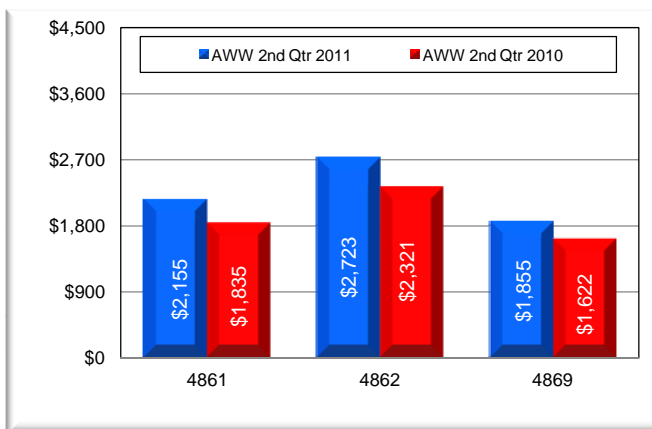
Total Nonagricultural Annual Employment Growth Rate 2001-2011



Component Breakout 2nd Qtr 2011



Average Weekly Wage



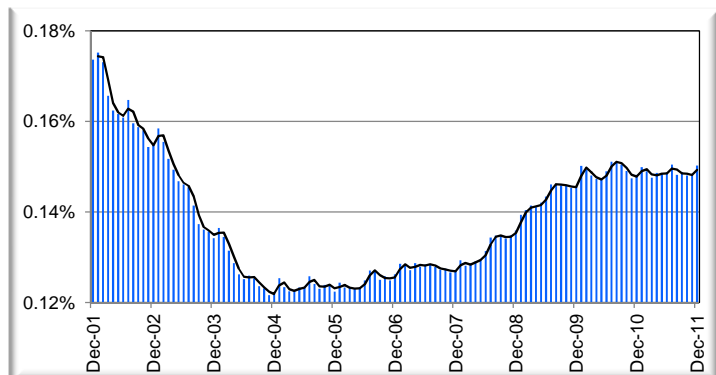
Size Class Data for Pipeline Transportation

Size Class	Units	Employment	% of NAICS
0-4 employees	53	87	9.3%
5-9 employees	16	110	11.8%
10-19 employees	10	117	12.6%
20-49 employees	18	617	66.3%
50-99 employees	N/A	N/A	N/A
100-249 employees	N/A	N/A	N/A
250-499 employees	N/A	N/A	N/A
500+ employees	N/A	N/A	N/A
Total	97	931	100.0%

Historical Covered Employment for Pipeline Transportation

NAICS*	2nd Qtr		2nd Qtr	
	2011	2010	Numerical	Percent
4861	4,441	4,351	90	2.1%
4862	11,219	10,947	272	2.5%
4869	562	541	21	3.9%

Percentage of Pipeline Transportation in TX Nonagricultural Employment



Total Nonagricultural Employment Levels for Pipeline Transportation

