

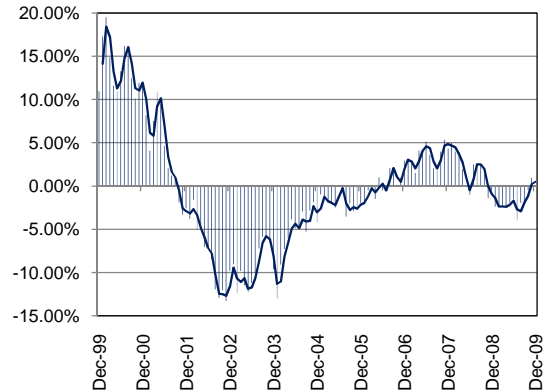
TEXAS INDUSTRY PROFILE

Nonstore Retailers
NAICS 454 (Private Industry Only)

Industry Description

Industries in the Nonstore Retailers subsector retail merchandise using methods, such as the broadcasting of infomercials, the broadcasting and publishing of direct-response advertising, the publishing of paper and electronic catalogues, door-to-door solicitation, in-home demonstration, selling from portable stalls and distribution through vending machines. Establishments in this subsector include mail-order houses, vending machine operators, home delivery sales, door-to-door sales, party plan sales, electronic shopping, and sales through portable stalls. Establishments engaged in the direct sale (i.e., nonstore) of products, such as home heating oil dealers, newspaper delivery are included in this subsector. *NAICS 4541 (Electronic Shopping and Mail-Order Houses) 4542 (Vending Machine Operators) 4543 (Direct Selling Establishments).

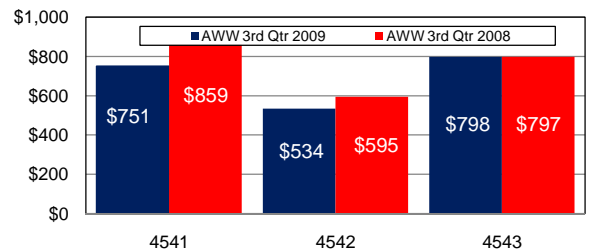
Total Nonagricultural Annual Employment Growth Rate 1999-2009



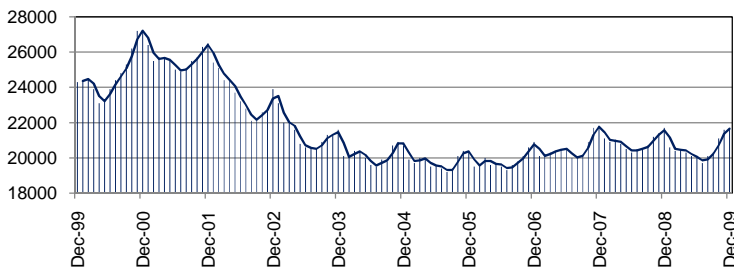
Size Class Data for Nonstore Retailers

Size Class	Units	Employment	% of NAICS
0-4 employees	1,107	1,933	15.3%
5-9 employees	259	1,660	13.1%
10-19 employees	154	2,036	16.1%
20-49 employees	85	2,465	19.5%
50-99 employees	33	2,287	18.1%
100-249 employees	15	2,276	18.0%
250-499 employees	N/A	N/A	N/A
500+ employees	N/A	N/A	N/A
Total	1,653	12,657	100.0%

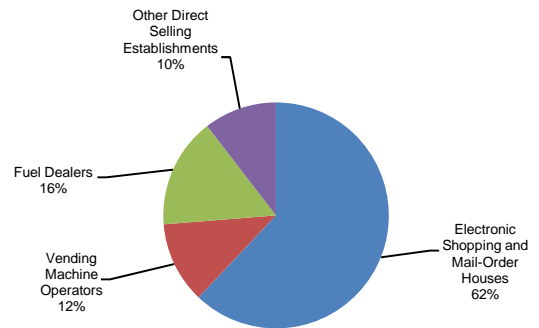
Average Weekly Wage



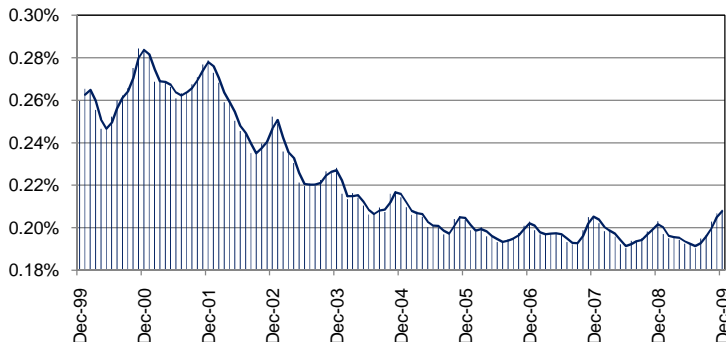
Total Nonagricultural Employment Levels for Nonstore Retailers



Component Breakout 3rd Quarter 2009



Percentage of Nonstore Retailers in TX Nonagricultural Employment



Historical Covered Employment for Nonstore Retailers 3rd Qtr

NAICS*	2009	2008	Numerical	Percent
4541	11,824	12,692	-868	-0.06839
4542	2,213	2,683	-470	-0.17518
4543	4,984	5,117	-133	-0.02599