

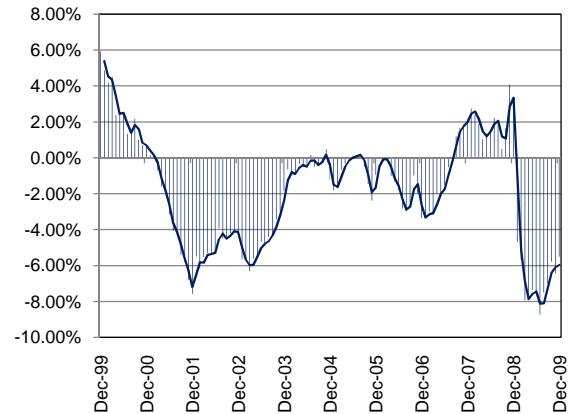
TEXAS INDUSTRY PROFILE

Miscellaneous Store Retailers
NAICS 453 (Private Industry Only)

Industry Description

Industries in the Miscellaneous Store Retailers subsector retail merchandise from fixed point-of-sale locations (except new or used motor vehicles and parts; new furniture and house furnishings; new appliances and electronic products; new building materials; and garden equipment and supplies; food and beverages; health and personal care goods; gasoline; new clothing and accessories; and new sporting goods, hobby goods, books, and music). Establishments in this subsector include stores with unique characteristics like florists, used merchandise stores, and pet and pet supply stores as well as other store retailers. *NAICS 4531 (Florists) 4532 (Office Supplies, Stationery, and Gift Stores) 4533 (Used Merchandise Stores) 4539 (Other Miscellaneous Store Retailers).

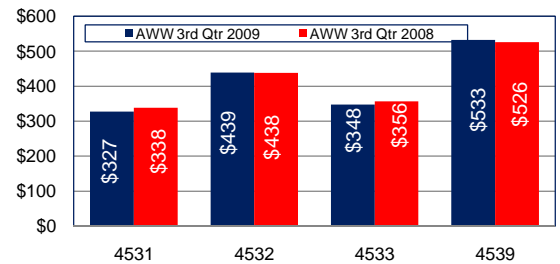
Total Nonagricultural Annual Employment Growth Rate 1999-2009



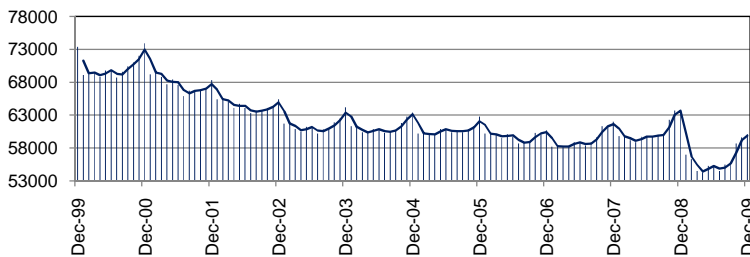
Size Class Data for Miscellaneous Store Retailers

Size Class	Units	Employment	% of NAICS
0-4 employees	3,669	7,168	16.9%
5-9 employees	1,103	6,966	16.4%
10-19 employees	520	6,975	16.4%
20-49 employees	226	6,535	15.4%
50-99 employees	65	4,471	10.5%
100-249 employees	38	5,992	14.1%
250-499 employees	13	4,390	10.3%
500+ employees	N/A	N/A	N/A
Total	5,634	42,497	100.0%

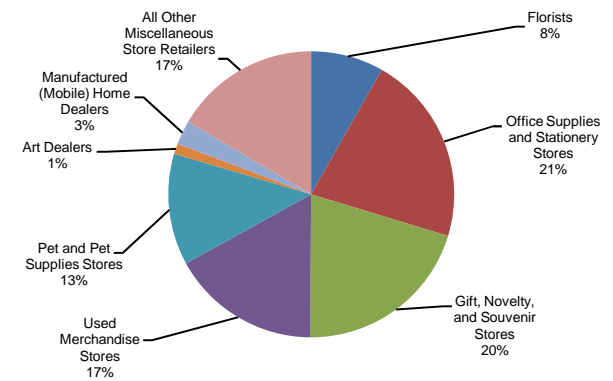
Average Weekly Wage



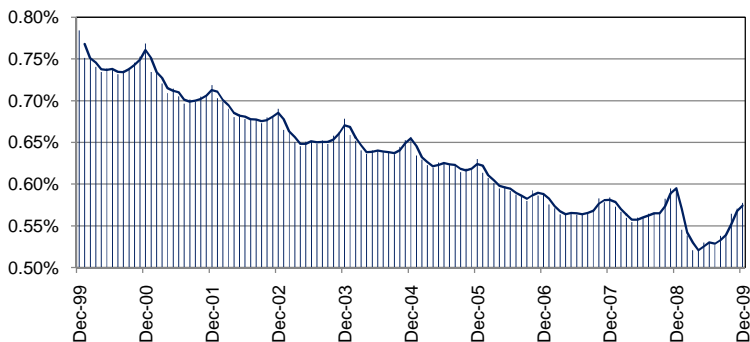
Total Nonagricultural Employment Levels for Miscellaneous Store Retailers



Component Breakout 3rd Quarter 2009



Percentage of Miscellaneous Store Retailers in TX Nonagricultural Employment



Historical Covered Employment for Miscellaneous Store Retailers 3rd Qtr

NAICS*	2009	2008	Numerical	Percent
4531 d Qtr 2009	AWW 3rd Qtr 2008	#VALUE!	#VALUE!	
4532	23,820	24,786	-966	-3.9%
4533	9,612	9,748	-136	-1.4%
4539	18,795	20,205	-1,410	-7.0%