

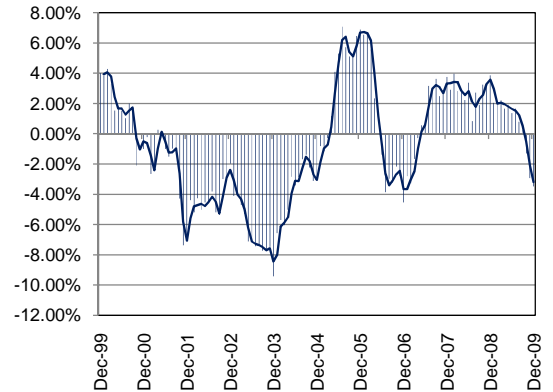
TEXAS INDUSTRY PROFILE

Sporting Goods, Hobby, Book, and Music Stores
NAICS 451 (Private Industry Only)

Industry Description

Industries in the Sporting Goods, Hobby, Book, and Music Stores subsector are engaged in retailing and providing expertise on use of sporting equipment or other specific leisure activities, such as needlework and musical instruments. Book stores are also included in this subsector. The industry comprises establishments primarily engaged in retailing new sporting goods, such as bicycles and bicycle parts; camping equipment; exercise and fitness equipment; athletic uniforms; specialty sports footwear; and sporting goods, equipment, and accessories. Also included are establishments primarily engaged in retailing new sewing supplies, fabrics, patterns, yarns, and other needlework accessories or retailing these products in combination with selling new sewing machines. Also included in the industry, are establishments primarily engaged in retailing new musical instruments, sheet music, and related supplies; or retailing these new products in combination with musical instrument repair, rental, or music instruction. *NAICS 4511 (Sporting Goods, Hobby, and Musical Instrument Stores) 4512 (Book, Periodical, and Music Stores).

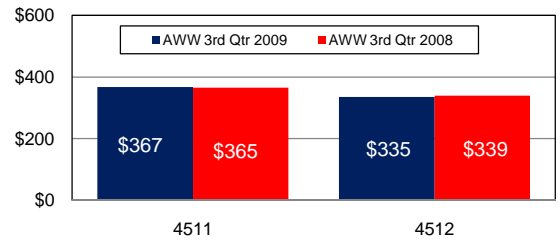
Total Nonagricultural Annual Employment Growth Rate 1999-2009



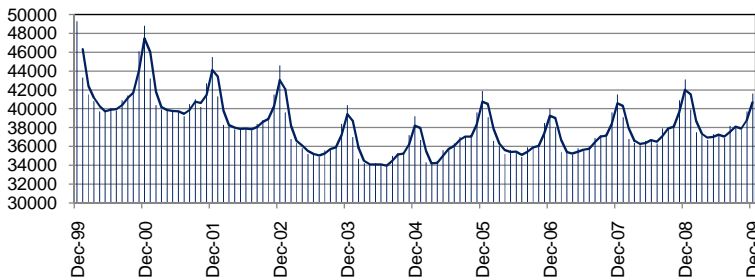
Size Class Data for Sporting Goods, Hobby, Book, and Music Stores

Size Class	Units	Employment	% of NAICS
0-4 employees	1,021	2,333	6.6%
5-9 employees	456	2,967	8.4%
10-19 employees	220	2,886	8.1%
20-49 employees	112	3,317	9.4%
50-99 employees	34	2,288	6.5%
100-249 employees	14	1,970	5.6%
250-499 employees	N/A	N/A	N/A
500+ employees	15	19,699	55.6%
Total	1,872	35,460	100.0%

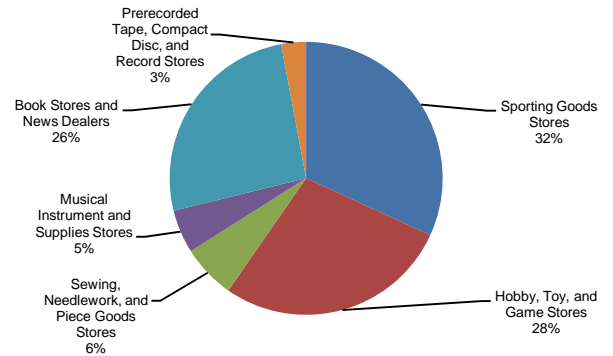
Average Weekly Wage



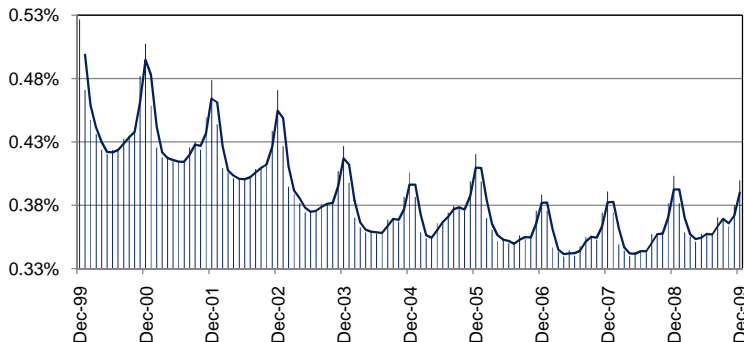
Total Nonagricultural Employment Levels for Sporting Goods, Hobby, Book, and Music Stores



Component Breakout 3rd Quarter 2009



Percentage of Sporting Goods, Hobby, Book, and Music Stores in TX Nonagricultural Employment



Historical Covered Employment for Sporting Goods, Hobby, Book, and Music Stores 3rd Qtr

NAICS*	2009	2008	Numerical	Percent
4511	27,410	25,434	1,976	0.077691
4512	11,165	11,979	-814	-0.06795