

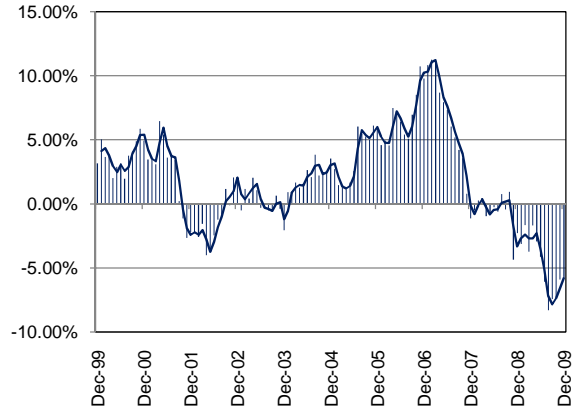
TEXAS INDUSTRY PROFILE

Clothing and Clothing Accessories Stores
NAICS 448 (Private Industry Only)

Industry Description

Industries in the Clothing and Clothing Accessories Stores subsector retail new clothing and clothing accessories merchandise from fixed point-of-sale locations. Establishments in this subsector have similar display equipment and staff that is knowledgeable regarding fashion trends and the proper match of styles, colors, and combinations of clothing and accessories to the characteristics and tastes of the customer. *NAICS 4481 (Clothing stores) 4482 (Shoe Stores) 4483 (Jewelry, Luggage, and Leather Goods Stores).

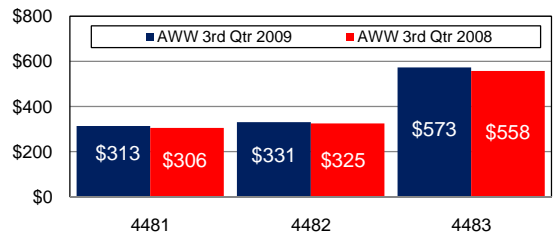
Total Nonagricultural Annual Employment Growth Rate 1999-2009



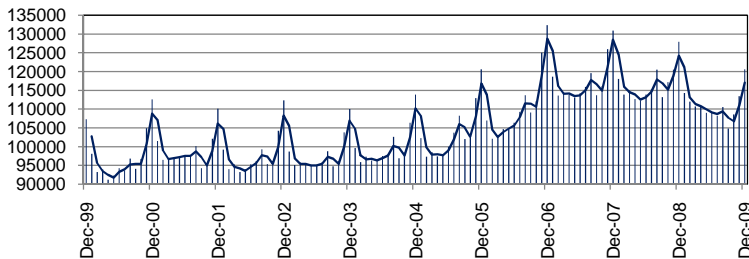
Size Class Data for Clothing and Clothing Accessories Stores

Size Class	Units	Employment	% of NAICS
0-4 employees	2502	5340	4.8%
5-9 employees	843	5387	4.8%
10-19 employees	362	4706	4.2%
20-49 employees	194	5731	5.1%
50-99 employees	50	3236	2.9%
100-249 employees	63	9705	8.7%
250-499 employees	31	11693	10.5%
500+ employees	48	65794	59.0%
Total	4,093	111,592	100.0%

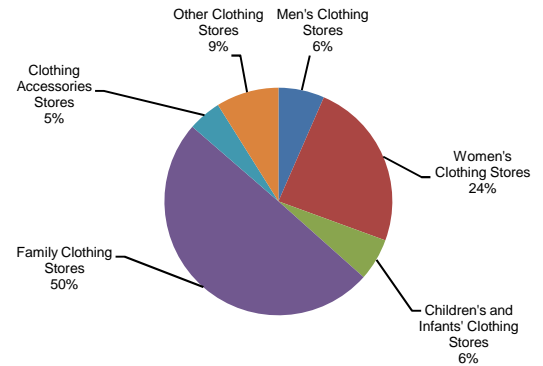
Average Weekly Wage



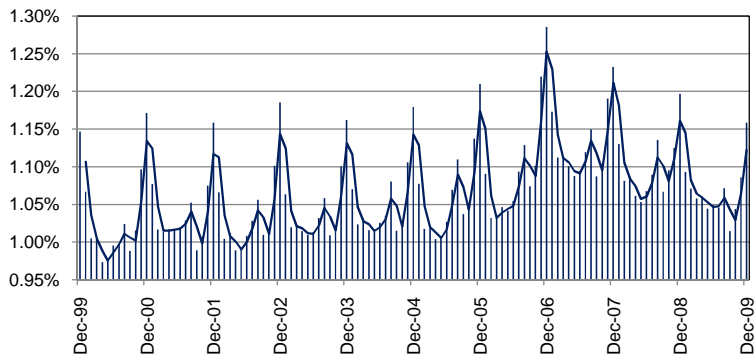
Total Nonagricultural Employment Levels for Clothing and Clothing Accessories Stores



Component Breakout 3rd Quarter 2009



Percentage of Clothing and Clothing Accessories Stores in TX Nonagricultural Employment



Historical Covered Employment for Clothing and Clothing Accessories Stores 3rd Qtr

NAICS*	2009	2008	Numerical	Percent
4481	86738	89666	-2928	-3.3%
4482	15744	16186	-442	-2.7%
4483	9445	10394	-949	-9.1%