

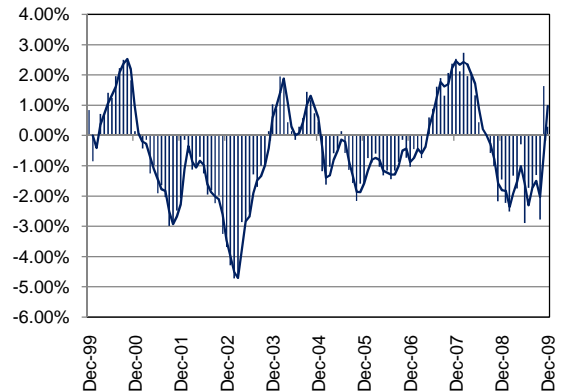
TEXAS INDUSTRY PROFILE

Gasoline Stations
NAICS 447 (Private Industry Only)

Industry Description

Industries in the Gasoline Stations subsector group establishments retailing automotive fuels (e.g., gasoline, diesel fuel, gasohol) and automotive oils and retailing these products in combination with convenience store items. These establishments have specialized equipment for the storage and dispensing of automotive fuels. This industry comprises establishments engaged in retailing automotive fuels (e.g., diesel fuel, gasohol, gasoline) in combination with convenience store or food mart items. These establishments can either be in a convenience store (i.e., food mart) setting or a gasoline station setting. These establishments may also provide automotive repair services. *NAICS 4471 (Gasoline Stations).

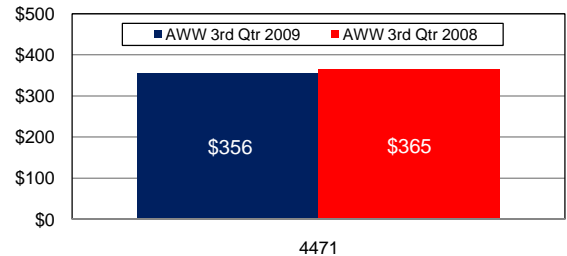
Total Nonagricultural Annual Employment Growth Rate 1999-2009



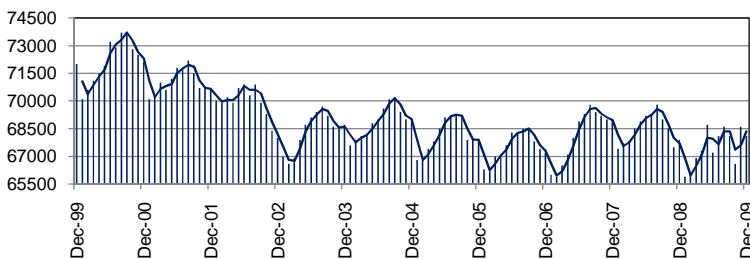
Size Class Data for Gasoline Stations

| Size Class | Units | Employment | % of NAICS |
|-------------------|--------------|---------------|---------------|
| 0-4 employees | 3172 | 7583 | 10.8% |
| 5-9 employees | 1153 | 7491 | 10.6% |
| 10-19 employees | 543 | 7007 | 10.0% |
| 20-49 employees | 189 | 5661 | 8.0% |
| 50-99 employees | 39 | 2672 | 3.8% |
| 100-249 employees | 28 | 4104 | 5.8% |
| 250-499 employees | 16 | 6109 | 8.7% |
| 500+ employees | 18 | 29724 | 42.3% |
| Total | 5,158 | 70,351 | 100.0% |

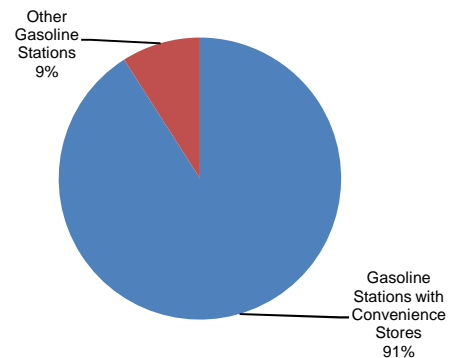
Average Weekly Wage



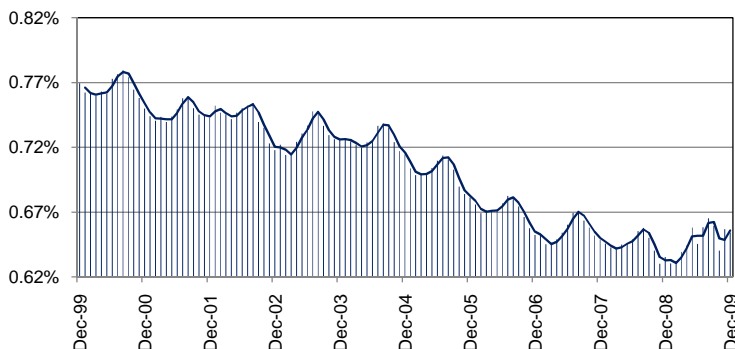
Total Nonagricultural Employment Levels for Gasoline Stations



Component Breakout 3rd Quarter 2009



Percentage of Gasoline Stations in TX Nonagricultural Employment



Historical Covered Employment for Gasoline Stations 3rd Qtr

| NAICS* | 2009 | 2008 | Numerical | Percent |
|--------|-------|-------|-----------|---------|
| 4471 | 70565 | 69461 | 1104 | 1.6% |