

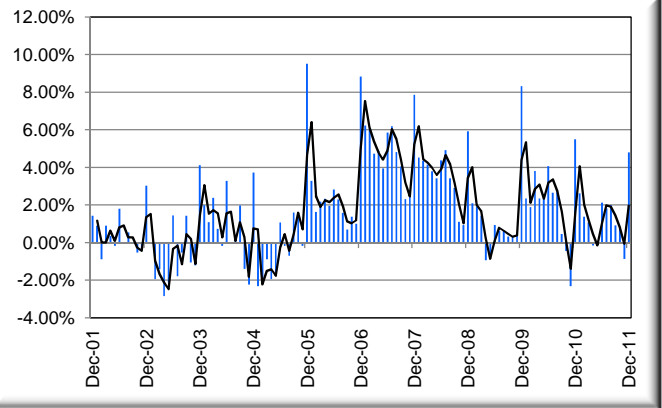
# TEXAS INDUSTRY PROFILE

Health and Personal Care Stores  
NAICS 446 (Private Industry Only)

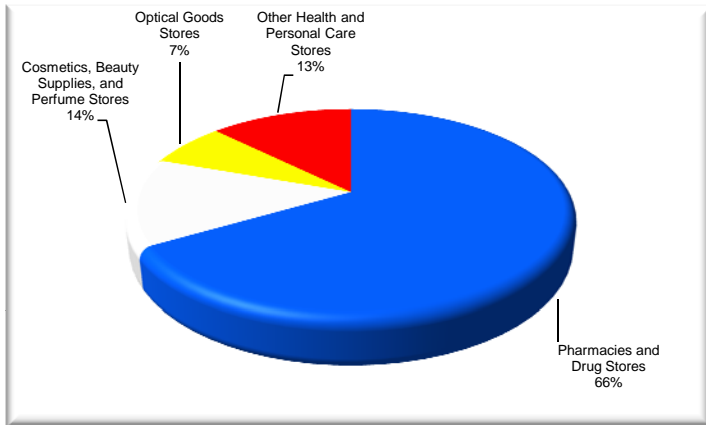
## Industry Description

Industries in the Health and Personal Care Stores subsector retail health and personal care merchandise from fixed point-of-sale locations. Establishments in this subsector are characterized principally by the products they retail, and some health and personal care stores may have specialized staff trained in dealing with the products. Staff may include pharmacists, opticians, and other professionals engaged in retailing, advising customers, and/or fitting the product sold to the customer's needs. \*NAICS 4461 (Health and Personal Care Stores).

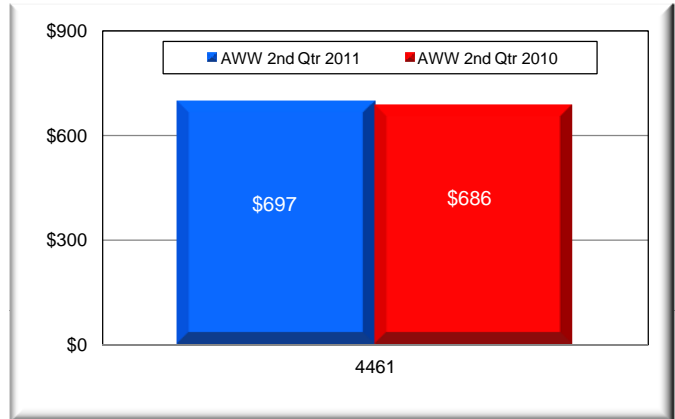
## Total Nonagricultural Annual Employment Growth Rate 2001-2011



## Component Breakout 2nd Qtr 2011



## Average Weekly Wage



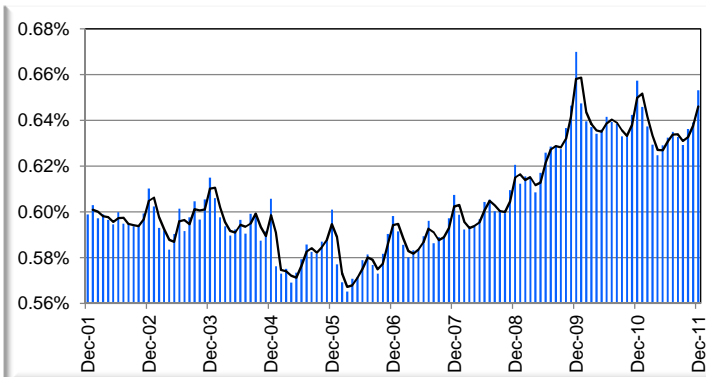
## Size Class Data for Health and Personal Care Stores

Size Class	Units	Employment	% of NAICS
0-4 employees	1,672	3,505	12.9%
5-9 employees	803	5,221	19.2%
10-19 employees	448	5,766	21.2%
20-49 employees	204	5,973	21.9%
50-99 employees	52	3,618	13.3%
100-249 employees	20	3,132	11.5%
250-499 employees	N/A	N/A	N/A
500+ employees	N/A	N/A	N/A
<b>Total</b>	<b>3,199</b>	<b>27,215</b>	<b>100.0%</b>

## Historical Covered Employment for Health and Personal Care Stores

NAICS*	2nd Qtr		2nd Qtr	
	2011	2010	Numerical	Percent
4461	66,731	65,970	761	1.2%

## Percentage of Health and Personal Care Stores in TX Nonagricultural Employment



## Total Nonagricultural Employment Levels for Health and Personal Care Stores

