

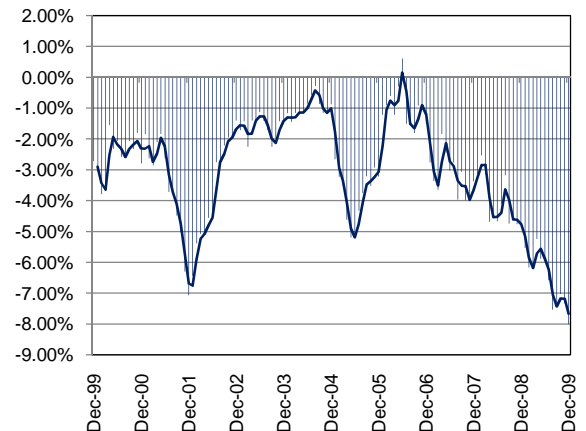
# TEXAS INDUSTRY PROFILE

Miscellaneous Manufacturing  
NAICS 339 (Private Industry Only)

## Industry Description

Industries in the Miscellaneous Manufacturing subsector make a wide range of products that cannot readily be classified in specific NAICS subsectors in manufacturing. Processes used by these establishments vary significantly, both among and within industries. For example, a variety of manufacturing processes are used in manufacturing sporting and athletic goods that include products, such as tennis racquets and golf balls. The processes for these products differ from each other, and the processes differ significantly from the fabrication processes used in making dolls or toys, the melting and shaping of precious metals to make jewelry, and the bending, forming, and assembly used in making medical products. \*NAICS 3391 (Medical Equipment and Supplies Mfg) 3399 (Other Miscellaneous Mfg).

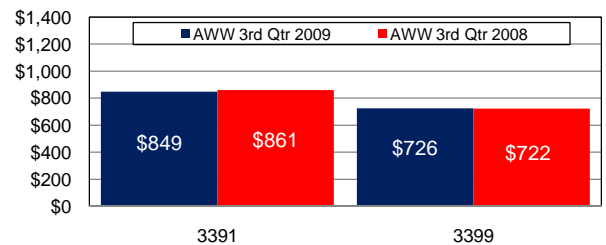
## Total Nonagricultural Annual Employment Growth Rate 1999-2009



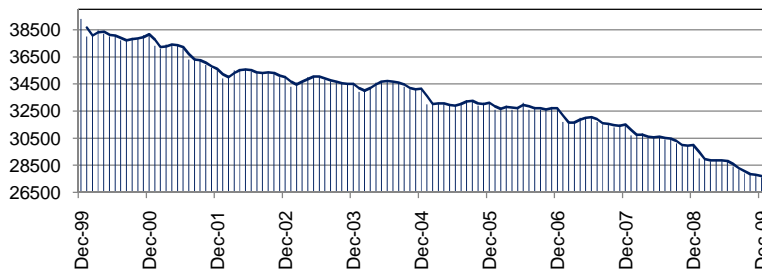
## Size Class Data for Miscellaneous Manufacturing

Size Class	Units	Employment	% of NAICS
0-4 employees	993	2136	8.3%
5-9 employees	386	2557	9.9%
10-19 employees	241	3267	12.7%
20-49 employees	149	4459	17.3%
50-99 employees	46	3343	13.0%
100-249 employees	29	4138	16.0%
250-499 employees	18	5901	22.9%
500+ employees	N/A	N/A	N/A
<b>Total</b>	<b>1862</b>	<b>25801</b>	<b>100.0%</b>

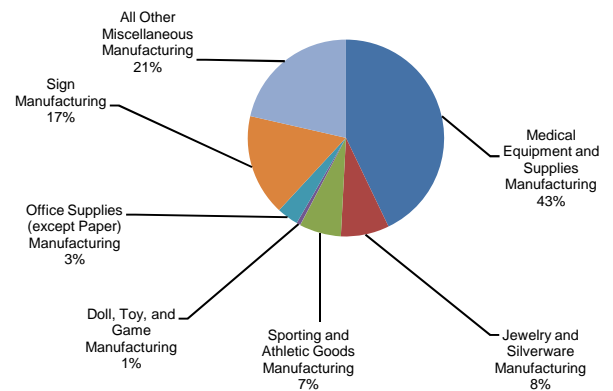
## Average Weekly Wage



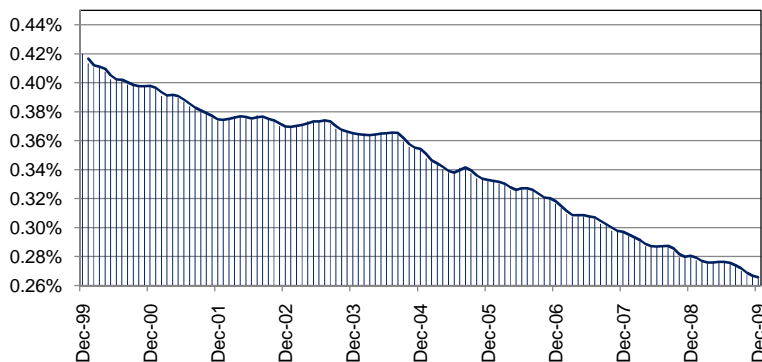
## Total Nonagricultural Employment Levels for Miscellaneous Manufacturing



## Component Breakout 3rd Quarter 2009



## Percentage of Miscellaneous Manufacturing in TX Nonagricultural Employment



## Historical Covered Employment for Mining Miscellaneous Manufacturing 3rd Qtr

NAICS*	2009	2008	Numerical	Percent
3391	11820	12298	-478	-3.9%
3399	15770	18049	-2,279	-12.6%