

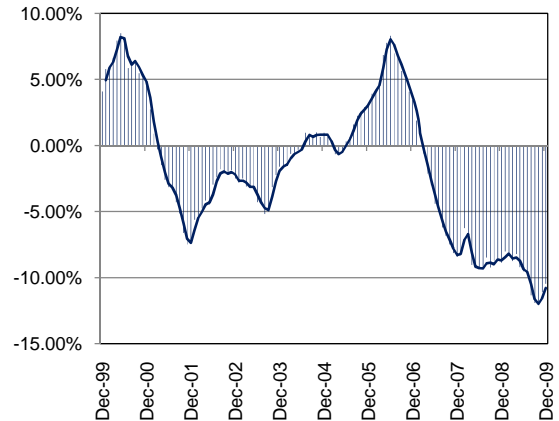
TEXAS INDUSTRY PROFILE

Furniture and Related Product Manufacturing
NAICS 337 (Private Industry Only)

Industry Description

Industries in the Furniture and Related Product Manufacturing subsector make furniture and related articles, such as mattresses, window blinds, cabinets, and fixtures. The processes used in the manufacture of furniture include the cutting, bending, molding, laminating, and assembly of such materials as wood, metal, glass, plastics, and rattan. However, the production process for furniture is not solely bending metal, cutting and shaping wood, or extruding and molding plastics. Design and fashion trends play an important part in the production of furniture. The integrated design of the article for both esthetic and functional qualities is also a major part of the process of manufacturing furniture. Design services may be performed by the furniture establishment's work force or may be purchased from industrial designers. *NAICS 3371 (Household and Institutional Furniture and Kitchen Cabinet Mfg) 3372 (Office Furniture (including fixtures) Mfg. 3379 (Other Furniture Related Product Mfg).

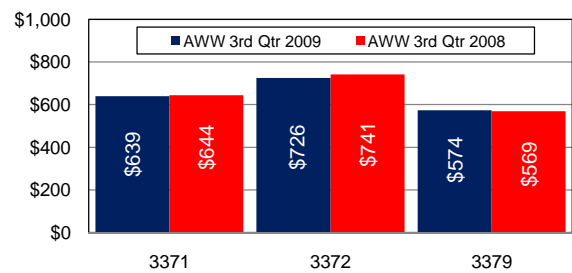
Total Nonagricultural Annual Employment Growth Rate 1999-2009



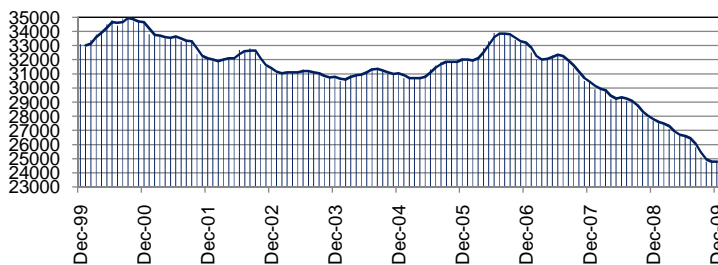
Size Class Data for Furniture and Related Product Manufacturing

Size Class	Units	Employment	% of NAICS
0-4 employees	484	946	5.4%
5-9 employees	209	1400	8.0%
10-19 employees	177	2496	14.3%
20-49 employees	140	4150	23.8%
50-99 employees	50	3559	20.4%
100-249 employees	32	4879	28.0%
250-499 employees	N/A	N/A	N/A
500+ employees	N/A	N/A	N/A
Total	1092	17430	100.0%

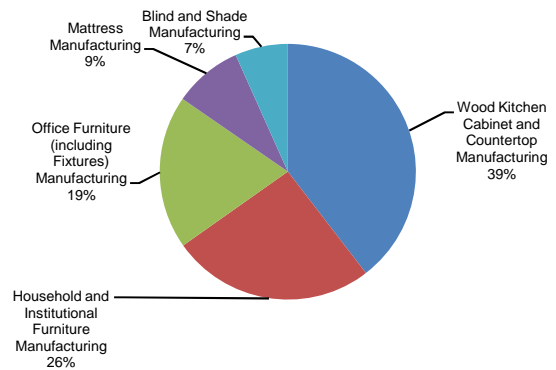
Average Weekly Wage



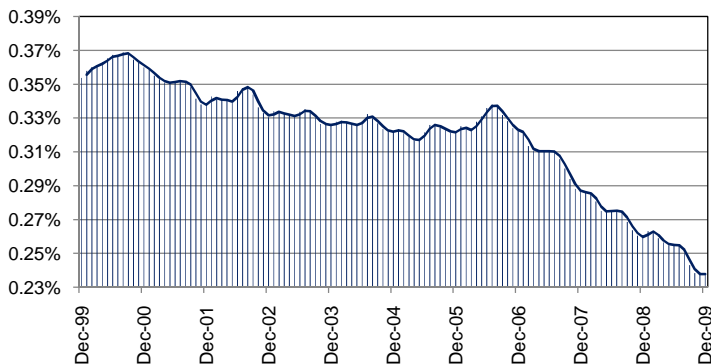
Total Nonagricultural Employment Levels for Furniture and Related Product Manufacturing



Component Breakout 3rd Quarter 2009



Percentage of Furniture and Related Product Manufacturing in TX Nonagricultural Employment



Historical Covered Employment for Mining Furniture and Related Product Manufacturing 3rd Qtr

NAICS*	2009	2008	Numerical	Percent
3371	15817	19055	-3,238	-17.0%
3372	4720	5720	-1,000	-17.5%
3379	3725	4202	-477	-11.4%