

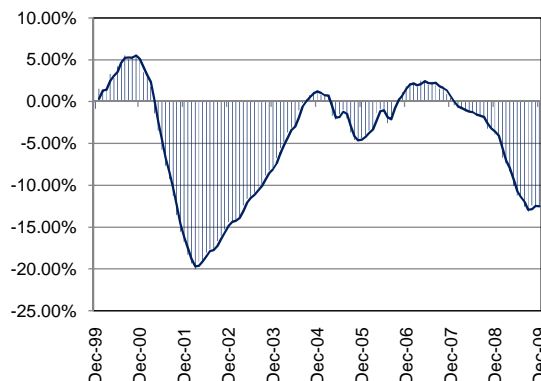
TEXAS INDUSTRY PROFILE

Computer and Electronic Product Manufacturing
NAICS 334 (Private Industry Only)

Industry Description

Industries in the Computer and Electronic Product Manufacturing subsector group establishments that manufacture computers, computer peripherals, communications equipment, and similar electronic products, and establishments that manufacture components for such products. The design and use of integrated circuits and the application of highly specialized miniaturization technologies are common elements in the production technologies of the computer and electronic subsector. *NAICS 3341 (Computer and Peripheral Equipment Mfg) 3342 (Communications Equipment Mfg) 3343 (Audio and Video Equipment Mfg) 3344 (Semiconductor and Other Electronic Component Mfg) 3345 (Navigational, Measuring, Electromedical, and Control Instruments Mfg) 3346 (Manufacturing and Reproducing Magnetic and Optical Media).

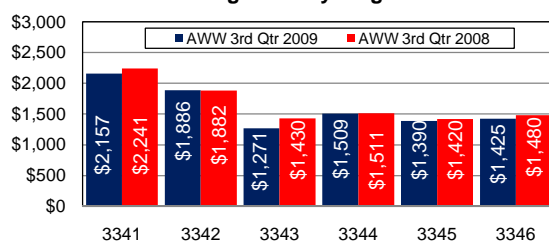
Total Nonagricultural Annual Employment Growth Rate 1999-2009



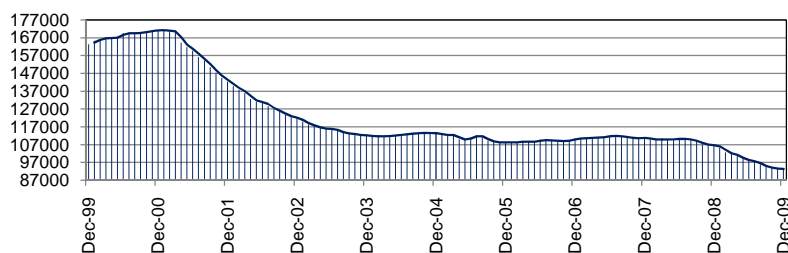
Size Class Data for Computer and Electronic Product Manufacturing

Size Class	Units	Employment	% of NAICS
0-4 employees	467	840	0.9%
5-9 employees	157	1058	1.1%
10-19 employees	146	2072	2.1%
20-49 employees	177	5561	5.6%
50-99 employees	91	6520	6.6%
100-249 employees	57	8417	8.5%
250-499 employees	29	10860	11.0%
500+ employees	32	63196	64.1%
Total	1156	98524	100.0%

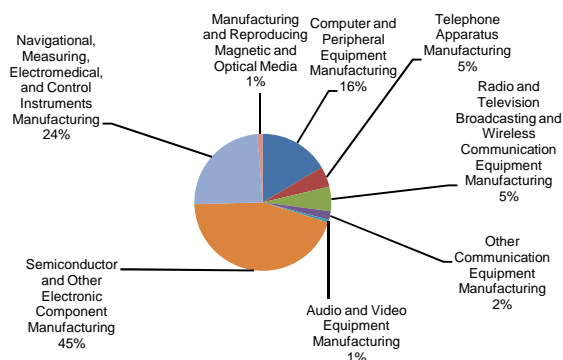
Average Weekly Wage



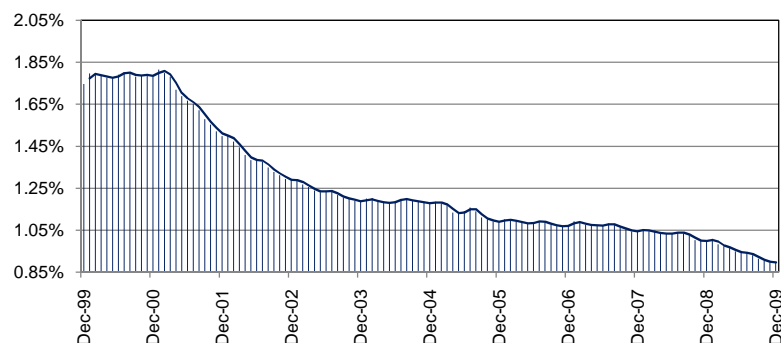
Total Nonagricultural Employment Levels for Computer and Electronic Product Manufacturing



Component Breakout 3rd Quarter 2009



Percentage of Computer and Electronic Product Manufacturing in TX Nonagricultural Employment



Historical Covered Employment for Computer and Electronic Product Manufacturing 3rd Qtr

NAICS*	2009	2008	Numerical	Percent
3341	16296	18647	-2,351	-12.6%
3342	12439	13027	-588	-4.5%
3343	615	688	-73	-10.6%
3344	44062	54098	-10,036	-18.6%
3345	23859	24278	-419	-1.7%
3346	1334	1469	-135	-9.2%